



# CROESO

Welcome




The central graphic features a dark grey rectangular background with a white border. At the top, the word "CROESO" is written in large, white, sans-serif capital letters. Below it, the word "Welcome" is written in a smaller, white, sans-serif font. On either side of the text are two identical circular logos. Each logo has a yellow border and contains a blue shield with a white cross. The shield is divided into four quadrants, each containing a different symbol: a book, a musical note, a gear, and a sun. The text "GREEN TODAY TO SAVE TOMORROW" is written in a semi-circle at the top of the logo, and "LLANGENYDD JUNIOR SCHOOL" is written in a semi-circle at the bottom. In the center of the shield, the words "FORWARD TOGETHER" are written.





# What will we cover?



- Who's who?
- Vision
- Timings, gate entries/location
- Classes
- School Uniform and Big Bocs Bwyd
- What will your child need?
- Breakfast and After School Clubs
- What we expect from our parents/carers?
- Online Safety
- Behaviour and expectations
- Communication Information
- Communication
- Questions

# Who's who?

## Llangewydd Junior School Senior Leadership Team



**Mrs. K. Green**  
Headteacher



**Mrs. L. Evans**  
Deputy Headteacher



**Mr. D. Evans**  
Assistant Headteacher  
Year 3 Senior Leader



**Mrs. W. Mitchell**  
Year 4 Senior Leader



**Mrs. S. Jones**  
Year 5 Senior Leader



**Mrs. J. Davies**  
(Secondment)



**Mrs. T. Porter**  
Rainbows Class  
Senior Leader of LRB  
and Bases / ALNCo

We have 15 teachers and 9 support staff as well as our 1-1 support workers.


An updated Prospectus will be shared with you towards the end of the summer term highlighting class teachers.

Our current Prospectus is on the school website.


# Vision

At Llangewydd we are committed to:

- Igniting a passion for learning creating lifelong learners
- Creating a focus on developing learning capacity so pupils will know, understand and challenge themselves as learners
- Developing an inspiring curriculum which will enable all children to explore and experience, create and express, respond and reflect and be motivated to learn
- Creating the conditions to thrive (a school that is inviting and welcoming to all)
- Ensuring wellbeing is at the heart of our school and all pupils needs are met
- Creating a happy and inclusive learning environment where we will support each other to learn and success is celebrated
- Growing together with the community, developing relationships based on mutual trust, respect and support



# Timings and Gate Entry



- School begins at 8:55am and ends at 3:30pm
- Year 3 children will enter and exit school through the Llangewydd Road gate. Parents/carers drop the children off at the gate. The children will then walk into the school along the path and enter the building where staff will be waiting to greet them.



# Classes

- We are a three form entry throughout the school.
- Year 3 classes are situated in the top building on the bottom floor.
- We have two specialist provision classes – Sunshine and Rainbows. Some of our Year 3 children will have allocated places in the Base, however if they are able to they can integrate into mainstream classes.
- On transition day your child will be in the class with the teacher they have been allocated to. When deciding upon classes, we do rely heavily on information that is given to us by the Infant Schools. We try our very best not to split friendship groups, however we cannot guarantee this due to the amount of children entering our school.



4/22/2024

# School Uniform and Big Bocs Bwyd



- **School Uniform**

- Navy jumper/cardigan, pale blue polo t-shirt, grey/navy trousers/skirt/slip, flat shoes/trainers (no heeled shoes).
- P.E kits – grey joggers, blue polo t-shirt, trainers
- School Uniform Swap Shop – Opens every Tuesday before and after school for collection of free pre-loved uniform.




- **Big Bocs Bwyd**

- Our school sell tokens for families to access the Big Bocs Bwyd facility in Bryntirion Infants. Tokens are on sale every Tuesday in the Uniform Swap Shop before and after school or you can send in the money with your child for them to be given the token.

# What will your child need?

- Refillable water bottle (with their name on).
- Lunch bag (if your child has packed lunch).
- If your child is school dinners, we are a cashless school and money for dinners is paid via Parent Pay.
- If you wish for your child to bring a phone to school they will need to hand this in to their class teacher at the start of each day to be locked away. They will not have access to their phone all day. The phone will be given back to your child at home time.
- Watches with a camera/video device on are not allowed in school. Please leave them at home for safe keeping.
- Your child may wish to bring their own pencil case and stationary to school, however this is not needed as we provide all resources.





# Breakfast and After School Clubs

## **Breakfast Club**

- Breakfast Club is daily.
- The Heol-y-Frenhines gate is open between 8:15-8:30am. At 8:30am the gate is locked and there is no further entry.
- A healthy breakfast choice is served. Children can attend even if they don't have breakfast.
- No need for any forms to be completed, pupils can attend as and when required.
- Breakfast Club is part of our school and therefore our behaviour policy needs to be adhered to. Any child presenting with challenging behaviour can be stopped from attending.



## **After School Clubs**

- Monday – Thursday
- Winter timings 3:25-4:15pm
- Summer timings 3:25-4:30pm
- There are a range of clubs on offer: Football, Rugby, Reading Club, Gardening, Eco, Choir, Board Games, Minecraft, Netball. Days of these will be shared in then Newsletter in September.
- Consent forms from parents are needed to ensure your child can attend.



# What we expect from our parents/carers?

- Inform us before 9:45am if your child is going to be absent from school explaining why they are absent
- No smoking/vaping on or directly outside our school premises
- No dogs to be brought on site (unless a guide dog)
- No swearing or anti-social behaviour on site
- Be respectful to all staff at all times
- When parking around the school site be respectful to our neighbours and adhere to the yellow lines. Do not drive on site during our no drive zone times (8:40-9:10am, 3:20-3:40pm)
- Be active in your child's education, and if possible support the school with events (for example, attending parent consultations, Fetes, parent workshops)
- Support your child with reading at home and homework tasks
- Social Media is to celebrate school successes, if there is a problem please let us know. You won't find resolutions in Facebook posts.
- Follow us on 'X' (Twitter) - [@llangewyddjrs](#)



# Behaviour –

It's Good to be Green!



- At the start of the week every child starts on a **GREEN** card. This card represents good behaviour and the expectations of the school.
- If a child breaks a school rule or behaves inappropriately they will be issued with a **YELLOW** warning card. The warning gives the child the opportunity to reflect, consider and review their behaviour. However, if a child demonstrates more serious inappropriate behaviour e.g. physical violence, inappropriate use of language, vandalism, then a **RED** card will be issued.
- If your child is given a **RED** card, their class teacher will telephone you that day to inform you of this and to discuss your child's behaviour and a way forward.
- We celebrate those children who demonstrate good behaviour and make the right choices by sending a special 'Good to be Green' text to parents at the end of school every Friday. If you do not receive this text, this provides a good opportunity for you to discuss and review with your child why they think they have not been given a green card this week.

# Communication Information




## Forms

- Every year we ask parents to complete an online form to inform us of allergies or medical needs.
- Many of our forms (trips/questionnaires/consent forms etc) are completed via Google Forms online. We are an Eco School and are trying to cut back on sending out paper copies.

## Communication

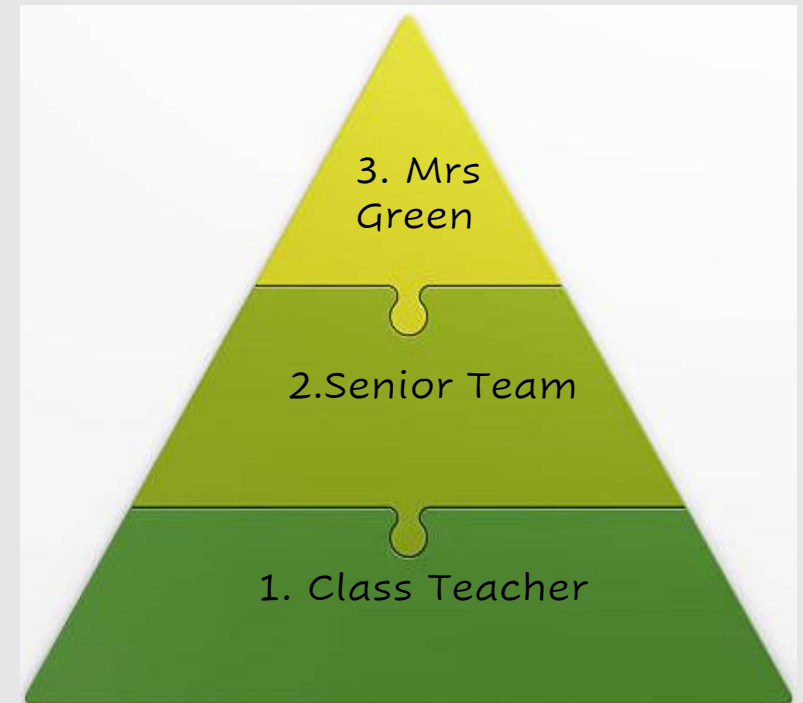
- Download 'The Parent App' – this is where all of our termly newsletters/letters/updates are communicated with parents.
- Text to parents – some information will be sent via text message. It is the parent/carers responsibility to ensure we have the correct information for the system.
- Website – curriculum overviews, policies, prospectus, class information etc.



# Communication

## If you have an issue – Who to contact?

1. Any issues need to be addressed firstly with the class teacher. Teachers email addresses will be shared with you in September.
2. Should any issue not be resolved by the class teacher, please ask to be passed to the Senior Leadership Team.
3. Should the matter still not be resolved, the Senior Leadership Team will then inform me. I will contact/respond to the parent/carer via email/phone/face to face.



Thank you  
for  
listening 😊



**D** / **O** **L** **C** **H**

4/22/2024